

ALFEA EXTENSA DUO

Split air-to-water heat pump for improved performances (heating + DHW)
Average temperature solution for all projects



Indoor hydraulic module



Outdoor Inverter unit



Product

- Integrated DHW storage tank (190L)
- COP up to 4.52 (+7°C / +35°C)
- Compatible with all kinds of low temperature heating devices (underfloor heating/cooling, radiators, fan coils)
- Intuitive interface and simplified use
- **NAVISTEM 400S** regulator
- Integrated 16L buffer tank
- Patented coaxial heat exchanger
- Inverter regulation
- Possibility to manage an electric radiator heating zone from the heat pump control panel (option)
- Possibility of remote piloting through a smartphone or a tablet, thanks to the Cozytouch compatibility

DESCRIPTION

- Suitable for new build and renovation
- 4 models: 5 to 10 kW - single-phase
- Heating and DHW integrated
- Performing heat pump working with outside temperature from -20°C to +35°C
- Average temperature heating (max. 55°C)

AVAILABLE OPTIONS

- 2 zones kit (plug-and-play)
- Cooling kit
- Boiler connection kit
- Room sensor

SUPPLIES


Indoor hydraulic module

- DHW storage tank integrated (190L)
- Coaxial exchanger immersed in buffer tank
- Low consumption circulation pump
- Outdoor sensor
- Expansion vessel, pressure meter, etc.
- Electric back-up heater*

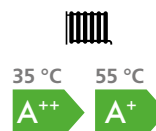
Outdoor Inverter unit

- Refrigerant circuit (R410A)
- Twin Rotary compressor

*Models without electric back-up available

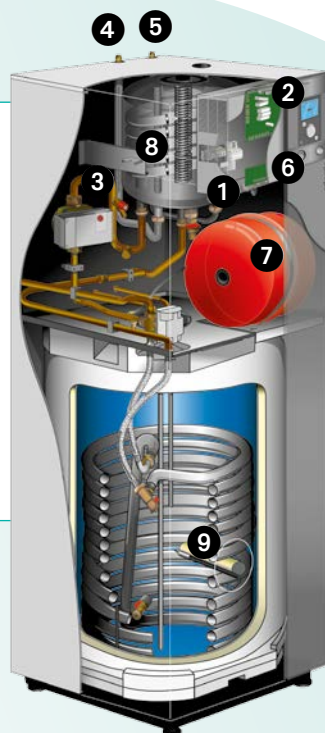


Energy class



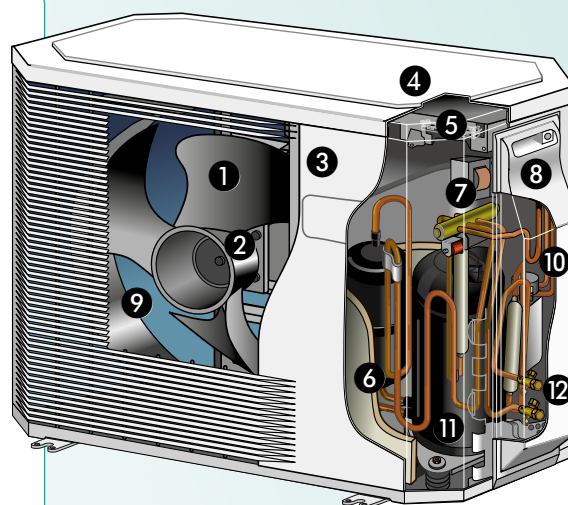
INDOOR HYDRAULIC MODULE

- 1 Electric board
- 2 User interface/regulator
- 3 Low consumption circulation pump
- 4 "Gas" refrigeration connection
- 5 "Liquid" refrigeration connection
- 6 Manometer
- 7 Expansion vessel
- 8 Coaxial heat exchanger
- 9 DHW electric back-ups



OUTDOOR INVERTER UNIT

- 1 Low-noise, high-output ventilator
- 2 Electric variable speed motor
- 3 "Inverter" control module
- 4 Control lights and buttons
- 5 Connection terminal blocks (power supply and interconnection)
- 6 Refrigerant accumulator bottle
- 7 Cycle reversing valve
- 8 Anti-corrosion treated metal cover
- 9 High performance exchange surface evaporator; anti-corrosion treated hydrophilic aluminium fins and grooved copper tubes
- 10 Electronic expansion valve
- 11 Noise and temperature insulated "Inverter" compressor
- 12 Refrigerating connection valves (flared connectors) with protective cover



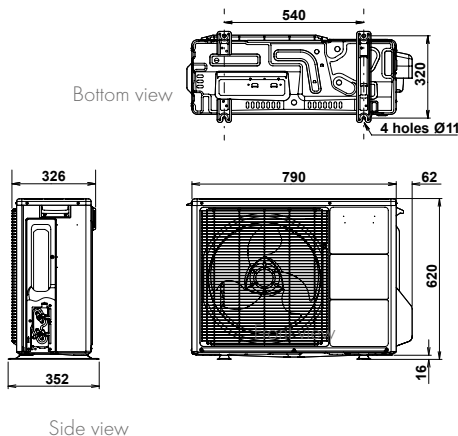
TECHNICAL CHARACTERISTICS AND PERFORMANCES

	UNIT	ALFEA EXTENSA DUO A.I. 5	ALFEA EXTENSA DUO A.I. 6	ALFEA EXTENSA DUO A.I. 8	ALFEA EXTENSA DUO A.I. 10
REFRIGERANT		R410A	R410A	R410A	R410A
MAIN CHARACTERISTICS					
Heating capacity +7°C/+35°C – Underfloor Heating	kW	4.50	6.00	7.50	10.00
COP +7°C/+35°C - Underfloor Heating		4.52	4.26	4.08	4.02
Heating capacity -7°C/+35°C – Underfloor Heating	kW	4.10	4.60	5.70	7.40
COP -7°C/+35°C - Underfloor Heating		2.79	2.64	2.56	2.49
Heating capacity +7°C/+45°C – Low T°radiators	kW	4.50	5.10	6.20	8.27
COP +7°C/+45°C – Low T°radiators		3.44	3.40	3.32	3.27
Heating capacity -7°C/+45°C – Low T°radiators	kW	4.10	4.45	5.05	7.40
COP -7°C/+45°C – Low T°radiator		2.20	2.18	2.04	2.00
Heating capacity +7°C/+55°C - Radiators	kW	4.50	4.50	5.00	7.00
COP +7°C/+55°C - Radiators		2.51	2.51	2.58	2.45
Heating capacity -7°C/+55°C - Radiators	kW	3.70	3.85	5.20	7.00
COP -7°C/+55°C - Radiators		1.68	1.65	1.56	1.69
Additional electric back-up heater	kW	3	3	3	3
ENERGY EFFICIENCY & ACOUSTIC CHARACTERISTICS					
Energy class - Heating (35°C/55°C)	-	A++ / A+	A++ / A+	A++ / A+	A++ / A+
Thermal power (35°C/55°C)	kW	4 / 4	5 / 5	7 / 6	8 / 8
Seasonal energy efficiency - Heating (35°C/55°C) with outdoor sensor	%	171 / 117	171 / 117	158 / 120	157 / 115
Seasonal energy efficiency - Heating (35°C/55°C)	%	169 / 115	169 / 115	156 / 118	155/113
Annual energy consumption - Heating (35°C/55°C)	kWh	2160 / 3027	2505 / 3180	3375 / 3886	4415 / 5415
Sound power level (indoor/outdoor) ⁽¹⁾	dB(A)	46 / 63	46 / 63	46 / 69	46 / 69
Declared load profile - DHW	-	L	L	L	L
Energy class - DHW	-	A+	A+	A+	A+
Annual energy consumption - DHW	kWh	880	880	880	880
Seasonal energy efficiency (%) - DHW	%	120	120	120	120
INDOOR HYDRAULIC MODULE					
Noise level ⁽²⁾	dB(A)	39	39	39	39
Net weight/filled weight ⁽³⁾	kg	152 / 373	152 / 373	152 / 373	152 / 373
Power supply		230V / 50Hz	230V / 50Hz	230V / 50Hz	230V / 50Hz
OUTDOOR UNIT					
Noise level ⁽⁴⁾	dB(A)	41	41	47	47
Operating weight	kg	41	41	42	60
REFRIGERANT CHARACTERISTICS					
Min./max. length	m	5 / 30	5 / 30	5 / 30	5 / 30
Max. difference in height	m	20	20	20	20
R410A factory load	g	1100	1100	1400	1800
Quantity of refrigerant in tons of CO ₂ equivalent	t	2	2	3	4

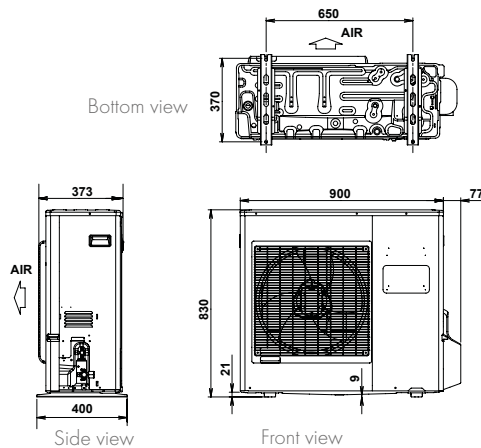
(1) Sound power level is a laboratory measurement of the sound power emitted by the product, but it does not correspond to the sound perceived. Used by acoustics specialists, it allows to measure the sound pressure level of the product in its working environment. - (2) Acoustic pressure at 1m from HP, 1,5 m height, open field, directivity 2. - (3) Models with electric back-up. - (4) Acoustic pressure at 5m from HP, 1,5 m height, open field, directivity 2.

DIMENSIONS (MM)

**Outdoor Inverter unit
Alfea Extensa Duo A.I. 5, 6 and 8**



**Outdoor Inverter unit
Alfea Extensa Duo A.I. 10**



**Indoor hydraulic
module**

